

LONGi Solar Module Packaging Instruction

For Hi-MO5, LR5-54xx-xxx with Frame

V01 20220506

Compiled according to the <LGILE-T-PRD-061-01-光伏组件装货信息及示意图 V11>



en.longigroup.com

LONGi Solar Technology Co., Ltd.
Add: Block B, No. 8989 Shangji Road, Xi'an Economic And Technical Development Zone, Xi'an, Shaanxi, China.
Tel: (+86)-029-86686225
FAX: (+86)-029-86686228

Notes:

This introduction is only for the designated LONGi Solar Module Packaging.
LONGi Solar reserves the right to make changes to the packaging specification without prior notice.

Part A. Basic Information List



1. Pallet Package Information

No.	Module Type	Module Dimension (mm)	Module QTY /Pallet	Pallet Weight* (kg)	Pallet Dimension* (mm)
1	LR5-54HPH & HIH & HPB & HIB & HNB	1722*1134*30	36	798.8	1767×1130×1244

*Only for reference.

2. Container Package Information

No.	Module Type	Module Dimension (mm)	Pallet QTY/Container		Module QTY/Container	
			20GP	40HQ	20GP	40HQ
1	LR5-54HPH & HIH & HPB & HIB & HNB	1722*1134*30	6	26	216	936

*Only for reference.

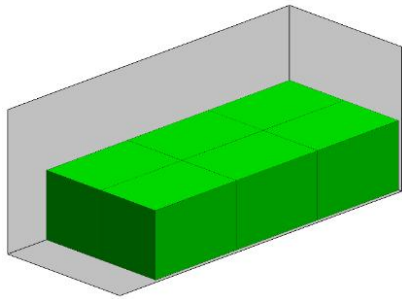
3. Container Stacking Solutions

20GP

Pallet QTY Module QTY

6

216

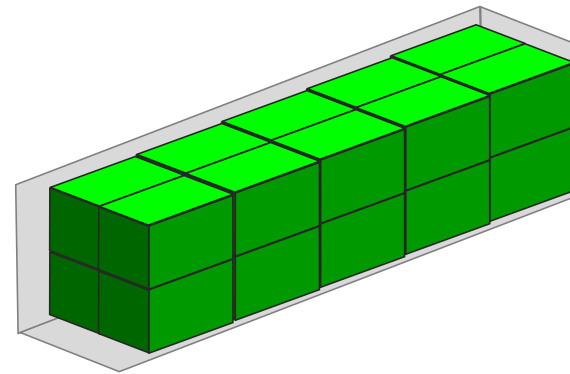


40HQ

Pallet QTY Module QTY

26


936




Part B. Packaging Steps



The follow pictures of module and package material are only for reference to understand the package process in general.



S1: Prepare the plywood pallet, with a carton bottom panel;



Two different colors corner protectors.



S2: Put on the four corner protectors for modules.



S3: Place the first module on the pallet vertically, with the backside upon a supporter.



S4: Place subsequent modules one by one in the same side & direction on the pallet vertically.



S5: Place the last module on the opposite side (backsheet outside). Then Fasten the modules with straps .



S6: Enclose modules with side panels



S7: Stick the shipping list & unpacking instruction.



S9: Cover the package cap and wrap the paper package with waterproof film;



S10: Use the strapping band to fix the package.

Gasbags



S10: Pile up pallets, but no more than 2 layers.



S11: Stack pallets in container and fix the outermost row with straps and gasbags in case of left or right slipping.